

Sunrise Express Seat Map

- A Sleeper Single Private Room (Single Deluxe)
- Private room for 2 persons in B sleeper (Sunrise Twin)
- Private room for one person in B sleeper (Single twin)
- B sleeper single occupancy private room (Single)
- B Bedroom for 1 person(Solo)
- Reserved Seats (Nobi-Nobi Seats)
- |||→Stairs / SW→Shower

●Car No. 1 and No. 8 (KUHANE 285 Series 0-3000)

←Izumo City / Takamatsu Tokyo→
Upper floor, flat roof

			21	23	25	27	29					
		→					←					
		←	22	24	26	28		→				

←Izumo City / Takamatsu Tokyo→
Lower floor, flat roof

Driver's cab	1		2	4	6	8	10		11	Exit	washroom	Toilet
	→						←					
		←	3	5	7	9		→		Exit	washroom	Toilet

●Cars 2 and 9 (SAHANE 285 Series 200 - 3200)

←Izumo City / Takamatsu Tokyo→
Upper floor, flat roof

			←	22	24	26	28				
			→								
				21	23	25	27	29			

←Izumo City / Takamatsu Tokyo→
Lower floor, flat roof

Toilet	Exit		←	3	5	7	9		→	12	14
			→					←			
washroom	Exit	1		2	4	6	8	10		11	13

- → A Sleeper Single Private Room (Single Deluxe)
- → Private room for 2 persons in B sleeper (Sunrise Twin)
- → Private room for one person in B sleeper (Single twin)
- → B sleeper single occupancy private room (Single)
- → B Bedroom for 1 person (Solo)
- → Reserved Seats (Nobi-Nobi Seats)
- ||| → Stairs / SW → Shower

● Car No. 3 and No. 10 (MOHANE 285 Series 0 - 3000)

← Izumo City / Takamatsu Tokyo →

Upper floor, flat roof



← Izumo City / Takamatsu Tokyo →

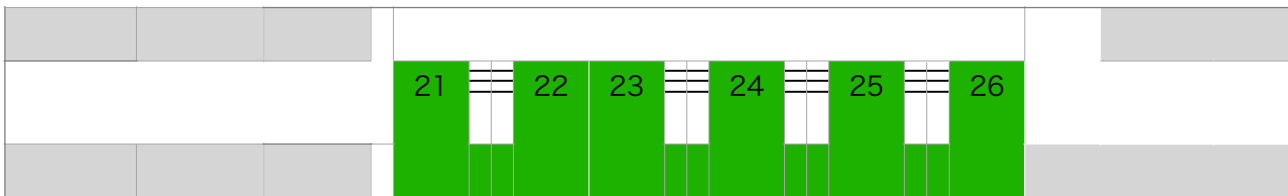
Lower floor, flat roof



● Cars 4 and 11 (SAROHANE Series 285, 0 - 3000)

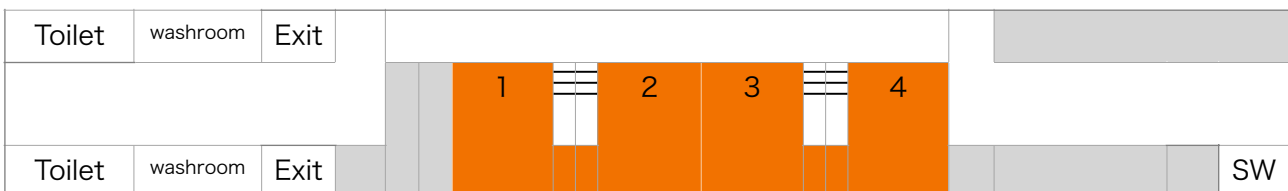
← Izumo City / Takamatsu Tokyo →

Upper floor, flat roof



← Izumo City / Takamatsu Tokyo →

Lower floor, flat roof

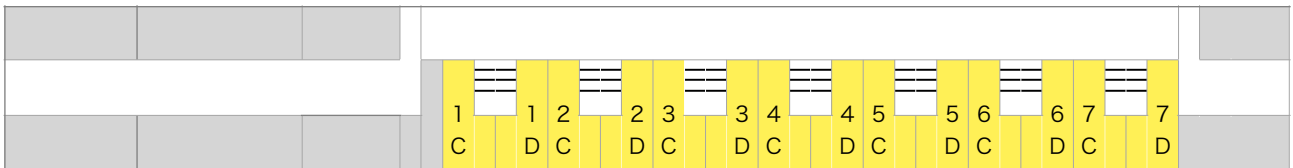


*1, 2, 21, 22, and 23 are non-smoking private rooms, while 3, 4, 24, 25, and 26 are smoking private rooms.

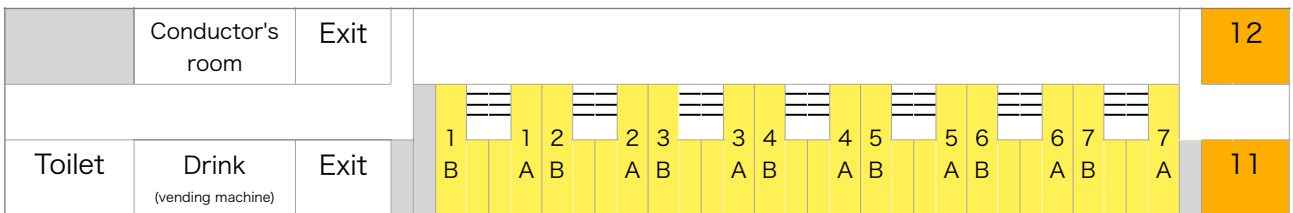
- → A Sleeper Single Private Room (Single Deluxe)
- → Private room for 2 persons in B sleeper (Sunrise Twin)
- → Private room for one person in B sleeper (Single twin)
- → B sleeper single occupancy private room (Single)
- → B Bedroom for 1 person (Solo)
- → Reserved Seats (Nobi-Nobi Seats)
- ||| → Stairs / SW → Shower

● Cars No. 5 and 12 (MOHANE 285 Series 200 - 3200)

← Izumo City / Takamatsu Tokyo →
Upper floor, flat roof

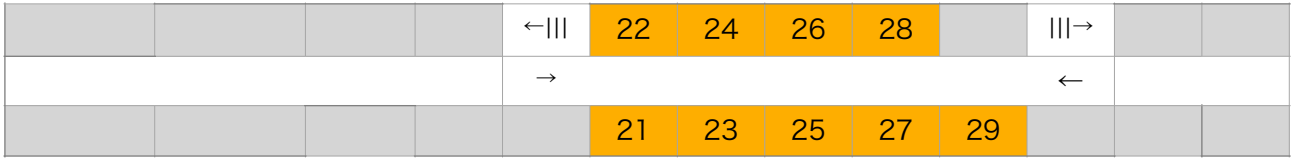


← Izumo City / Takamatsu Tokyo →
Lower floor, flat roof

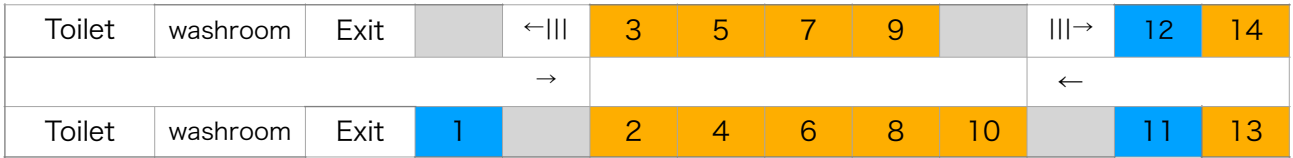


● Cars No. 6 and 13 (SAHANE 285 Series 0 - 3000)

← Izumo City / Takamatsu Tokyo →
Upper floor, flat roof



← Izumo City / Takamatsu Tokyo →
Lower floor, flat roof



*All seats in this car are private smoking compartments.

- → A Sleeper Single Private Room (Single Deluxe)
- → Private room for 2 persons in B sleeper (Sunrise Twin)
- → Private room for one person in B sleeper (Single twin)
- → B sleeper single occupancy private room (Single)
- → B Bedroom for 1 person (Solo)
- → Reserved Seats (Nobi-Nobi Seats)
- ||| → Stairs / SW → Shower

● Cars No. 7 and 14 (KUHANE 285 Series 0 - 3000)

← Izumo City / Takamatsu Tokyo →

Upper floor, flat roof

				← III	22	24	26	28		III →			
				→							←		
					21	23	25	27	29				

← Izumo City / Takamatsu Tokyo →

Lower floor, flat roof

Toilet	washroom	Exit		← III	3	5	7	9		III →		Driver's cab
				→							←	
Toilet	washroom	Exit	1		2	4	6	8	10		11	